














# ET Soldering tips

## Chisel shape



A = Width mm  
B = Thickness mm  
C = Length mm




Model	A	B	C	PU	Order No.
<b>ET A</b> 	1.6	0.7	34.5	1	4ETA-1
<b>ET B</b> 	2.4	0.8	34.5	1	4ETB-1
<b>ET C</b> 	3.2	0.8	34.5	1	4ETC-1
<b>ET D</b> 	4.6	0.8	34.5	1	4ETD-1
<b>ET DS</b> 	4.6	0.8	34.5	1	4ETDS-1
<b>ET E</b> 	5.6	1.2	34.5	1	4ETE-1




Model	A	B	C	PU	Order No.
<b>4ETHL-1</b> 	0.8	0.4	34.5	1	4ETHL-1
<b>ET L</b> 	2.0	1.0	43.5	1	4ETL-1
<b>ET M</b> 	3.2	1.2	43.5	1	4ETM-1
<b>ET R</b> 	1.6	0.7	34.5	1	4ETR-1
<b>4ETKL-1</b> 	1.2	0.8	44	1	4ETKL-1
<b>4ETSL-1</b> 	0.3		43.5	1	4ETSL-1

## Round



A = Width mm  
B = Thickness mm  
C = Length mm

Model	A	B	C	PU	Order No.
<b>ET AA</b> 	4.6	0.8	34.5	1	4ETAA-1
<b>ET BB</b> 	2.4		34.5	1	4ETBB-1
<b>ET CC</b> 	3.2		34.5	1	4ETCC-1

Model	A	B	C	PU	Order No.
<b>ET CS</b> 	3.2		34.5	1	4ETCS-1
<b>ET F</b> 	1.2		34.5	1	4ETF-1
<b>ET P</b> 	0.8		34.5	1	4ETP-1



### Conical




A = Width mm  
B = Thickness mm  
C = Length mm

Model	A	B	C	PU	Order No.
<b>4ETOL-1</b>	0.8		43.5	1	4ETOL-1



### Gullwing (solder deposit tip)



A = Width mm  
B = Thickness mm  
C = Length mm

Model	A	B	C	PU	Order No.
<b>ET GW</b>	4.3	3	35	1	T005 41 045 99
<b>ET SMD</b>	2.5	1.5	45	1	T005 41 039 99



Model	A	B	C	PU	Order No.
<b>ET SMD</b>	3.8	1.5	45	1	T005 41 040 99



### Measuring tip

A = Width mm  
B = Thickness mm  
C = Length mm

Model	A	B	C	PU	Order No.
<b>ET Measuring tip</b>	0.5		30	1	T005 24 750 99



Model	A	B	C	PU	Order No.
<b>ET-LT Adapter</b>				1	T005 87 207 81

